



A heavy duty orthopaedic chair with a large memory foam seat. Memory foam is heat sensitive and moulds to the contours of the body alleviating pressure on the lower back and ensuring correct spine alignment. Additional inflatable lumbar support within the anatomically contoured back provides extra support and the multi-function mechanism ensures each user is able to optimise their seating position individually.

Standard Features

- Large, pressure relief memory foam seat
- Multi-function mechanism with seat tilt, independent back angle adjustment and multi-position lock
- Seat slide
- Inflatable lumbar support
- Height adjustable ratchet back
- Suitable for users up to 150KG (23.5 stone)
- Height & width adjustable arms

Optional Features

- Chrome base (CBK)
- Coccyx relief cut-out (CXC)
- 190KG upgrade available upon request



BLACK NYLON BASE



OPTIONAL CHROME BASE (CBK)

ZPM2A CBK



OPERATING INSTRUCTIONS

- 1 SEAT SLIDE**
Pull and hold this lever to adjust the seat slide to your preferred position. Release to lock in position.
- 2 INDEPENDENT BACK ANGLE ADJUSTMENT**
Lift this back lever to free the tilt angle of the back to your preferred position. To lock in position push the lever back down.
- 3 SEAT TILT**
Lift the middle lever to free the tilt angle of the seat and back together. This chair can either be left to move with your body position or locked by pushing the lever back down.
- 4 GAS LIFT**
Lift the front lever to operate the gas lift. Lifting will increase the chair height. If sitting whilst the lever is lifted the chair height will lower.
- 5 ARM HEIGHT ADJUSTMENT**
Press the button underneath the arm pad and lift to your preferred position. Release the button to lock the armrest to your preferred height.

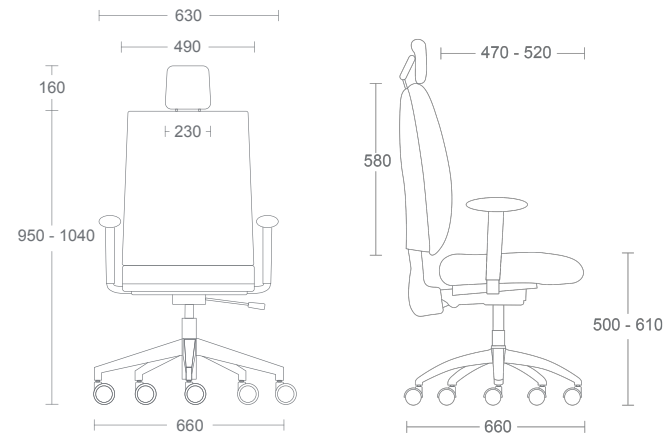
 **YouTube** Check out the operating instruction video here

- 6 ARMREST WIDTH ADJUSTMENT**
Turn and loosen the handwheels located under each armrest and pull the armrest away from the seat to your preferred position. Tighten the handwheels to lock the armrests in position.
- 7 ADJUSTABLE HEADREST**
Lift the headrest upwards to your preferred height and angle if required to provide further neck support.
- 8 HEIGHT ADJUSTABLE RATCHET BACKREST**
To move the backrest up and down lift until you hit your desired position. The backrest has 7 available settings that are indicated by a small clicking sound. Once the highest setting is surpassed, the backrest will reset to its lowest position.
- 9 INFLATABLE LUMBAR SUPPORT**
To increase the support to the lumbar area of the chair, squeeze the hand bulb. To deflate, press the small button located near the bulb.
NEVER OVERINFLATE

ZPH1A



DIMENSIONS



OPTIONAL EXTRAS



COCCYX CUT-OUT




190KG CONVERSION




BASES


FABRIC SELECTOR




Bondai 6006



Bondai 6003



Bondai 6071



Bondai 6011
(NEW)



Bondai 6015



Bondai 6016



Bondai 6098



Bondai 101
(NEW)



Bondai 1005



Bondai 1008



Bondai 2020
(NEW)




Bondai 2036



Bondai 8010



Bondai 8013
(NEW)




Bondai 8033



Bondai 8004
(NEW)



Bondai 8078



Bondai 7026
(NEW)




Bondai 7032



Bondai 7048



Bondai 7008



Bondai 7029
(NEW)



Bondai 7021



Bondai 7041
(NEW)



Bondai 3013
(NEW)



Bondai 3005



Bondai 3012



Bondai 4037
(NEW)



Bondai 4040



Bondai 4011



Bondai 5096



Bondai 5004



Bondai 4007



Bondai 4017